

Modular Cooking Range Line thermaline 90 - 2 Zone Electric Solid Top with Ecotop, 1 Side with Backsplash

ITEM # _____

MODEL # _____

NAME # _____

SIS # _____

AIA # _____



589004 (MCLBABEOAO)

Electric Solid Top, 2 zones,
 ecoTop coating, one-side
 operated with backsplash

Short Form Specification

Item No. _____

Unit constructed according to DIN 18860_2 with 20 mm drop nose top and 70 mm recessed plinth. Internal frame for heavy duty sturdiness in stainless steel. 2 mm top in 1.4301 (AISI 304). Flat surface construction, easily cleanable. THERMODUL connection system enables seamless worktop when units are connected and avoids soil penetrating. ECOTOP model with a 20 mm thick steel cooking surface with heat retaining coating. 2 independently controlled heating zones with 2 electronic sensors per zone for temperature surface control and 8 power levels. Rapid plate heat up, continuously ready to use. Overheat protection switches off the supply in case of overheating. Standby function saves energy and quickly recovers maximum power. Metal knobs with embedded hygienic silicon "soft" grip enable easier handling and cleaning. IPX5 water resistance certification.

Configuration: One-side operated top with backsplash. The base needs to be supplied by the factory. Please include appropriate base.

Main Features

- 2 heating zones independently controlled.
- Rapid heat up of the plate and continuously ready for use.
- Overheat protection: the temperature sensor switches off the supply in case of overheating.
- Pans can easily be moved from one area to another without lifting.
- Wide rounded cleaning zone around the plates for easier cleaning.
- All major components may be easily accessed from the front.
- THERMODUL connection system creates a seamless work top when units are connected to each other thus avoiding soil penetrating vital components and facilitating the removal of units in case of replacement or service.
- Metal knobs with embedded hygienic "soft-touch" grip for easier handling and cleaning. The special design of the controls prevents infiltration of liquids or soil into vital components.
- Large visible digital display manufactured in tempered glass to resist heat and chemicals, showing temperatures or power settings. The display also shows on/off status of the appliance and on/off status of the heating elements.
- Cooking plate and base joint profile guarantee against soil infiltration.
- Two electronic sensors per zone to control surface temperature and to protect cooking plate from overheating.
- 8 power levels.
- ECOTOP model has a 20 mm thick steel DIN 1.7335 nickel coated cooking surface.

Construction

- 2 mm top in 1.4301 (AISI 304).
- Flat surface construction with minimal hidden areas to easily clean all surfaces
- Internal frame for heavy duty sturdiness in 1.4301 (AISI 304).
- Unit constructed according to DIN 18860_2 with 20 mm drop nose top.
- IPX5 water resistance certification.
- Unit constructed according to DIN 18860_2 with 20 mm drop nose top and 70 mm recessed plinth.

Sustainability

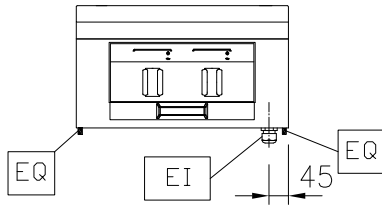
- Standby function for energy saving and fast recovery of maximum power.

APPROVAL: _____

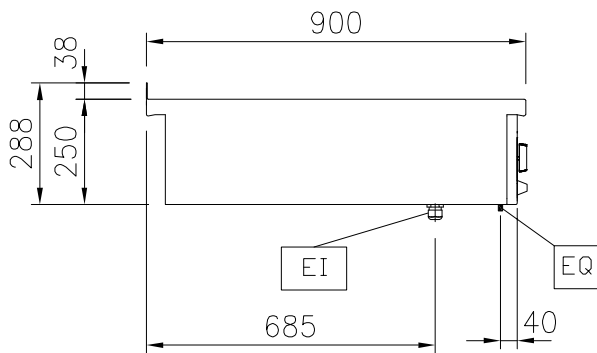
Optional Accessories

• Connecting rail kit for appliances with backsplash, 900mm	PNC 912499	<input type="checkbox"/>
• Portioning shelf, 500mm width	PNC 912523	<input type="checkbox"/>
• Portioning shelf, 500mm width	PNC 912553	<input type="checkbox"/>
• Folding shelf, 300x900mm	PNC 912581	<input type="checkbox"/>
• Folding shelf, 400x900mm	PNC 912582	<input type="checkbox"/>
• Fixed side shelf, 200x900mm	PNC 912589	<input type="checkbox"/>
• Fixed side shelf, 300x900mm	PNC 912590	<input type="checkbox"/>
• Fixed side shelf, 400x900mm	PNC 912591	<input type="checkbox"/>
• Connecting rail kit for appliances with backsplash: modular 90 (on the left) to ProThermatic tilting (on the right), ProThermatic stationary (on the left) to ProThermatic tilting (on the right)	PNC 912981	<input type="checkbox"/>
• Connecting rail kit for appliances with backsplash: modular 90 (on the right) to ProThermatic tilting (on the left), ProThermatic stationary (on the right) to ProThermatic tilting (on the left)	PNC 912982	<input type="checkbox"/>
• Back panel, 500x700mm, for units with backsplash	PNC 913010	<input type="checkbox"/>
• Back panel, 500x800mm, for units with backsplash	PNC 913023	<input type="checkbox"/>
• Endrail kit, flush-fitting, with backsplash, left	PNC 913117	<input type="checkbox"/>
• Endrail kit, flush-fitting, with backsplash, right	PNC 913118	<input type="checkbox"/>
• Endrail kit (12.5mm) for thermaline 90 units with backsplash, left	PNC 913208	<input type="checkbox"/>
• Endrail kit (12.5mm) for thermaline 90 units with backsplash, right	PNC 913209	<input type="checkbox"/>
• U-clamping rail for back-to-back installations with backsplash (to be ordered as S-code)	PNC 913226	<input type="checkbox"/>
• Insert profile d=900	PNC 913232	<input type="checkbox"/>
• Energy optimizer kit 14A - factory fitted	PNC 913244	<input type="checkbox"/>
• Stainless steel side panel (12,5mm), 900x400mm, left side, wall mounted	PNC 913636	<input type="checkbox"/>
• Stainless steel side panel (12,5mm), 900x400mm, right side, wall mounted	PNC 913637	<input type="checkbox"/>
• Stainless steel side panel, 900x400mm, flush-fitting, left side, wall mounted	PNC 913638	<input type="checkbox"/>
• Stainless steel side panel, 900x400mm, flush-fitting, right side, wall mounted	PNC 913639	<input type="checkbox"/>
• Additional wall mounting fixation - US	PNC 913640	<input type="checkbox"/>
• Wall mounting kit top - TL85/90 - Factory Fitted	PNC 913649	<input type="checkbox"/>
• Filter W=500mm	PNC 913664	<input type="checkbox"/>
• Electric mains switch 25A 4mm ² NM for modular H800 electric units (factory fitted)	PNC 913676	<input type="checkbox"/>

Front

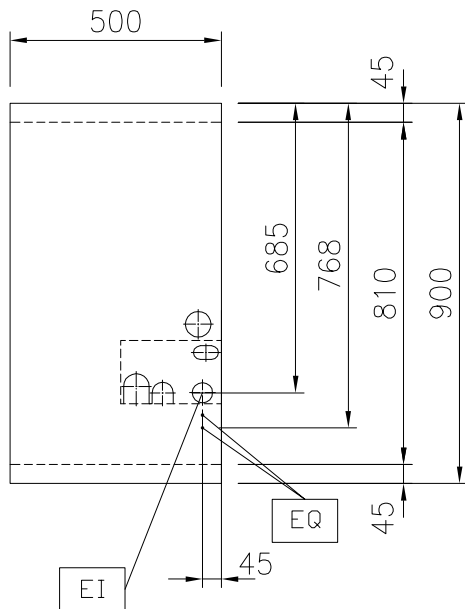


Side



EI = Electrical inlet (power)
 EQ = Equipotential screw

Top



Electric

Supply voltage: 400 V/3N ph/50/60 Hz
 Total Watts: 6 kW

Key Information:

Working Temperature MIN: 100 °C
 Working Temperature MAX: 450 °C
 External dimensions, Width: 500 mm
 External dimensions, Depth: 900 mm
 External dimensions, Height: 250 mm
 Net weight: 75 kg
 Configuration: One-Side Operated;Top
 Front Plates Power: 3 - 0 kW
 Back Plates Power: 3 - kW
 Solid top usable surface (width): 360 mm
 Solid top usable surface (depth): 730 mm

Sustainability

Current consumption: 13 Amps